



DISEÑAtu  
ambiente



||lux



# illux

## INDICE

- 6 Luminarias para interior
- 24 Luminarias para exterior
- 26 LEDs & Drivers














# illux

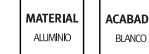
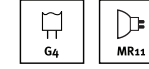
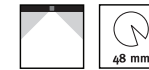
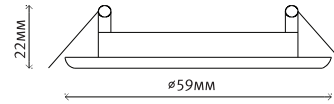
## LUMINARIAS PARA INTERIOR

- 6  Empotrar o sobreponer en techo
- 12  Empotrar o sobreponer en muro
- 13  Fluorescentes compactos
- 16  Iluminación profesional
- 17  Lectura y canopes
- 18  Candiles
- 23  Decorativos de pared


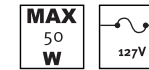
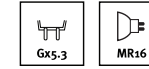
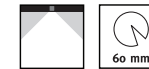
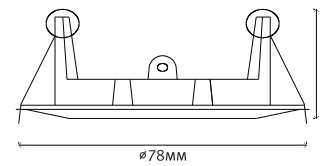




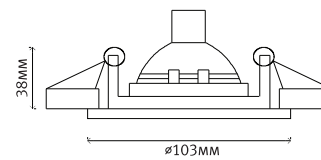
## TH-4218.B



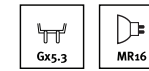
## TH-4219.B/S



## TH-4221.B/S

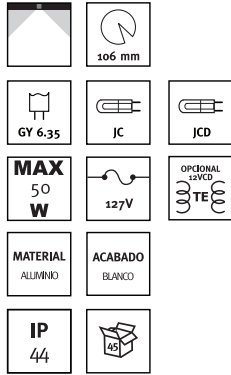
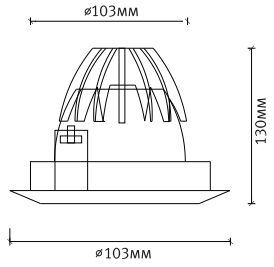


Luminaria con mecanismo giratorio a 35°.



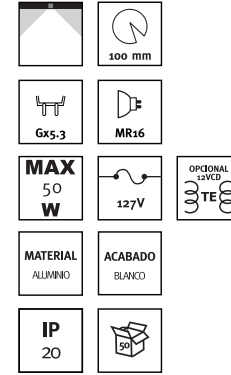
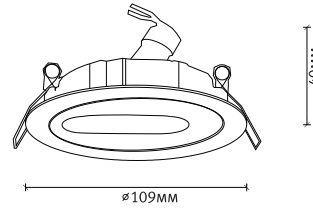


## TH-2204.B

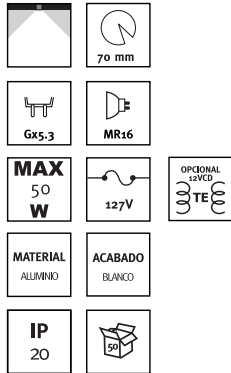
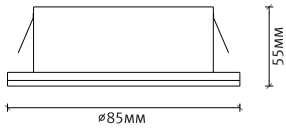


Apropiada para ambientes húmedos en interior

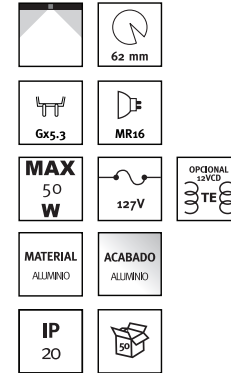
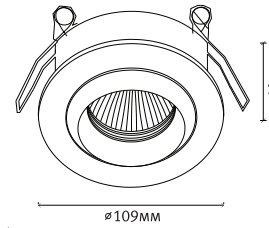
## TH-1218.B



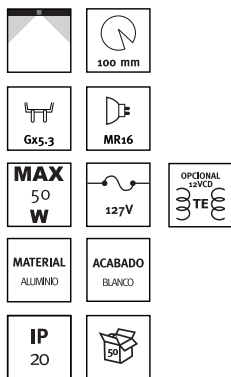
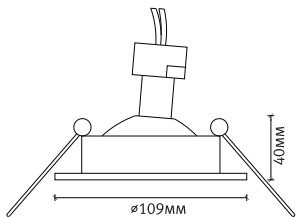
## TH-1216.B



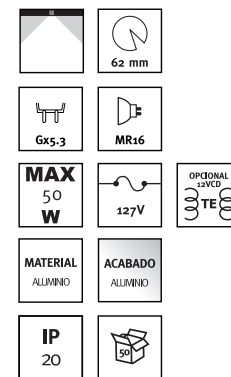
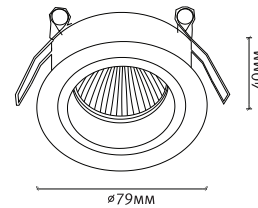
## TH-1220.A



## TH-1217.B

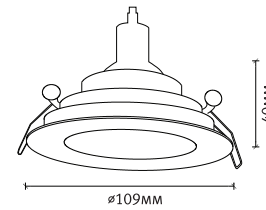


## TH-1221.A





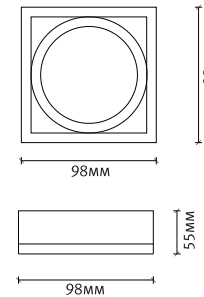
### TH-1226.B



		100 mm
<b>MAX</b> 50 <b>W</b>		127V
<b>MATERIAL</b> ALUMINIO	<b>ACABADO</b> BLANCO	
<b>IP</b> 20		



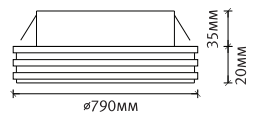
### TH-2212.B



		90 x 90 mm
<b>MAX</b> 50 <b>W</b>		127V
<b>MATERIAL</b> ALUMINIO	<b>ACABADO</b> BLANCO	
<b>IP</b> 20		



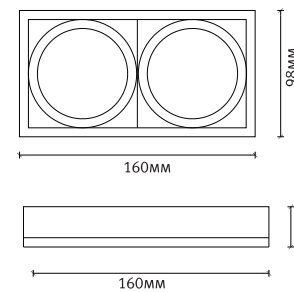
### TH-1222.A/B



		66 mm
<b>MAX</b> 50 <b>W</b>		127V
<b>MATERIAL</b> ALUMINIO	<b>ACABADO</b> ALUMINIO	<b>ACABADO</b> BLANCO
<b>IP</b> 44		



### TH-2213.B



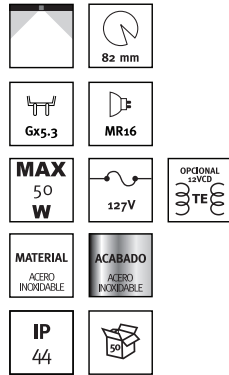
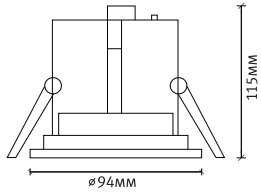
		152 x 90 mm
<b>MAX</b> 2 X 50 <b>W</b>		127V
<b>MATERIAL</b> ALUMINIO	<b>ACABADO</b> BLANCO	
<b>IP</b> 20		



Apropiada para ambientes húmedos en interior

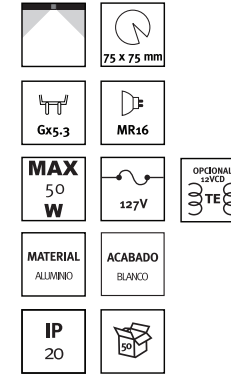
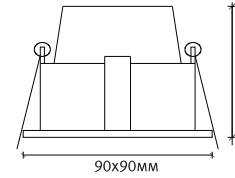


## TH-4245.A

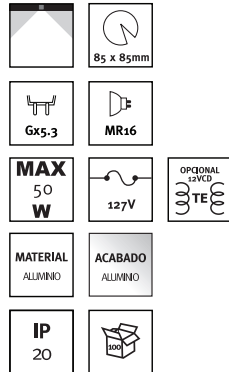
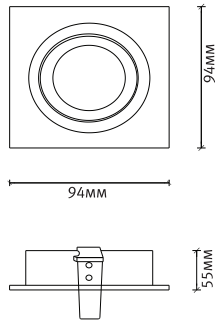


Apropiada para ambientes húmedos en interior

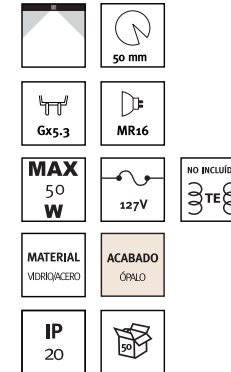
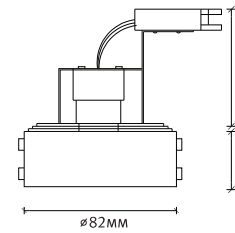
## TH-4229.B



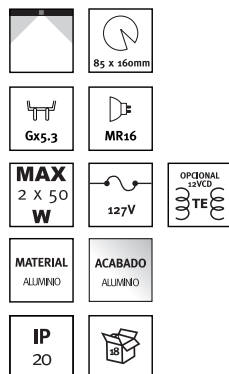
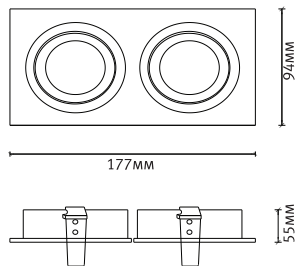
## TH-4251.A




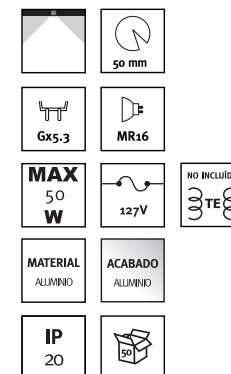
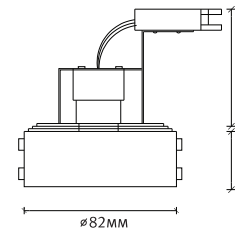
## DH-8025.Op



## TH-4252.A

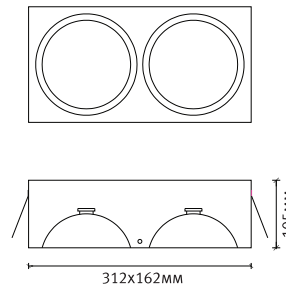


## DH-8027.A





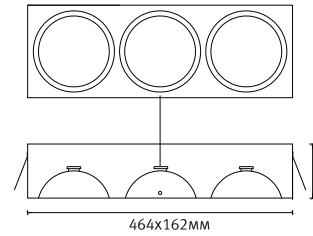
## TH-4203.B/N



	312 X 162 mm
G53	AR-111
<b>MAX</b> 2 X 50 <b>W</b>	
	127V
<b>MATERIAL</b> ACERO	<b>ACABADO</b> BLANCO
	<b>ACABADO</b> NEGRO
<b>IP</b> 20	



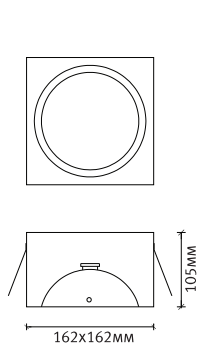
## TH-4204.B/N



	464 X 162 mm
G53	AR-111
<b>MAX</b> 3 X 50 <b>W</b>	
	127V
<b>MATERIAL</b> ACERO	<b>ACABADO</b> BLANCO
	<b>ACABADO</b> NEGRO
<b>IP</b> 20	



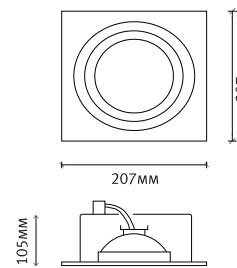
## TH-4202.B/N



	162 X 162 mm
G53	AR-111
<b>MAX</b> 50 <b>W</b>	
	127V
<b>MATERIAL</b> ACERO	<b>ACABADO</b> BLANCO
	<b>ACABADO</b> NEGRO
<b>IP</b> 20	



## TH-4206.B

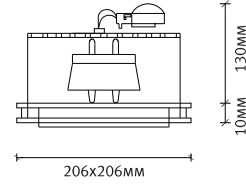


	180 X 180 mm
G53	AR-111
<b>MAX</b> 50 <b>W</b>	
	127V
<b>MATERIAL</b> ACERO	<b>ACABADO</b> BLANCO
	<b>OPCIONAL</b> 12VDC
<b>IP</b> 20	





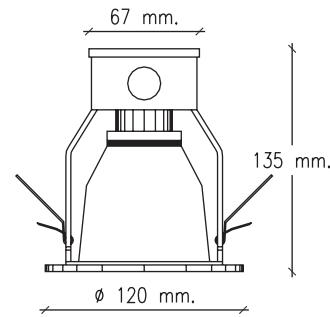
## TH-2207.NM



	170 x 170 mm
	AR-111
<b>MAX</b> 50 <b>W</b>	127V
<b>MATERIAL</b> ACERO	<b>ACABADO</b> NÍQUEL MATE
<b>IP</b> 20	



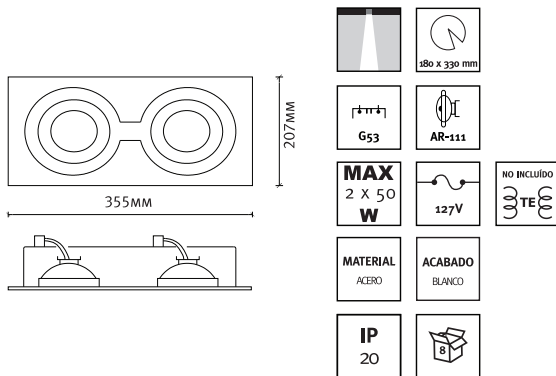
## TI-1010.B



	100 mm
	A55
<b>MAX</b> 100 <b>W</b>	127V
<b>MATERIAL</b> ACERO	<b>ACABADO</b> BLANCO
<b>IP</b> 20	



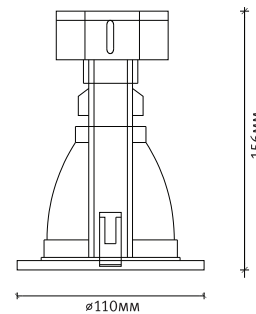
## TH-4207.B



	180 x 330 mm
	AR-111
<b>MAX</b> 2 X 50 <b>W</b>	127V
<b>MATERIAL</b> ACERO	<b>ACABADO</b> BLANCO
<b>IP</b> 20	



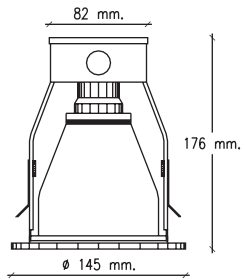
## TI-1001.B



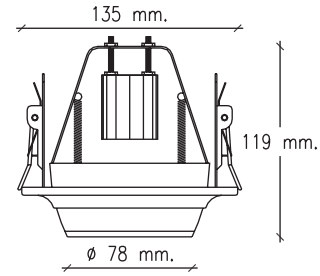
	90 mm
	A55
<b>MAX</b> 100 <b>W</b>	127V
<b>MATERIAL</b> ACERO	<b>ACABADO</b> BLANCO
<b>IP</b> 20	



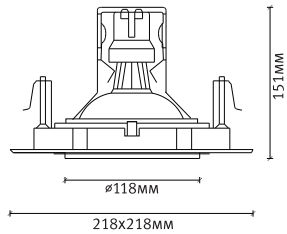
## TI-1002.B



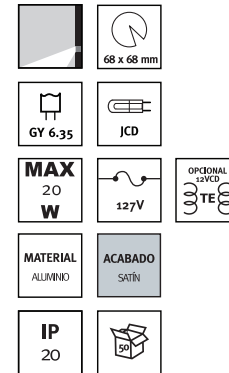
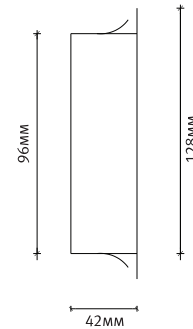
## TI-8602.B



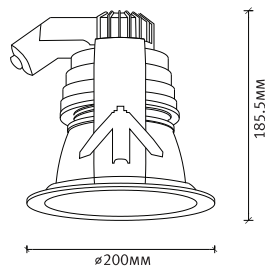
## TI-4004.B



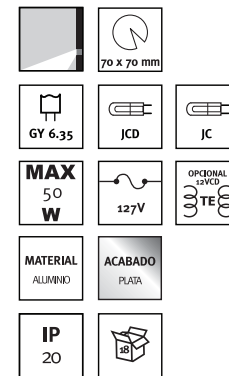
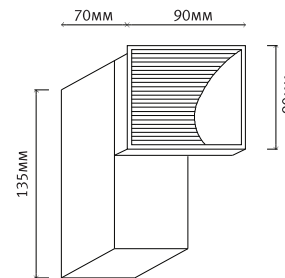
## MH-4239.S



## TI-1014.B

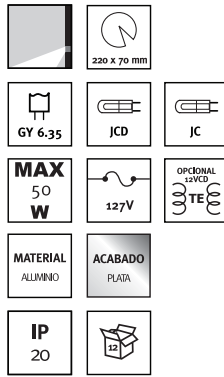
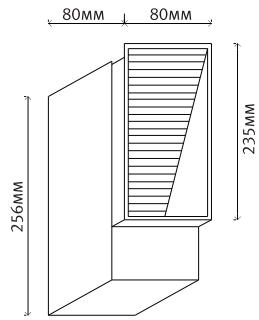


## MH-4247.P



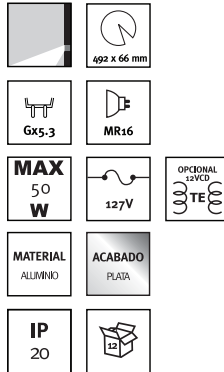
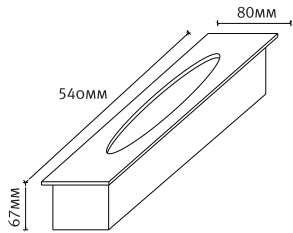
Incluye registro para empotrar en muro

## MH-4248.P




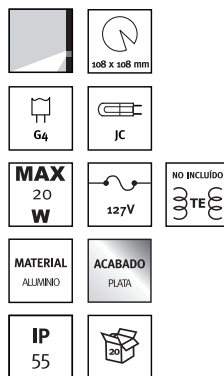
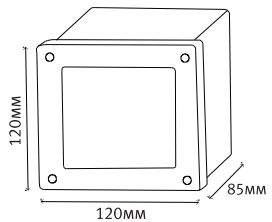
Incluye registro para empotrar en muro

## MH-4242.P



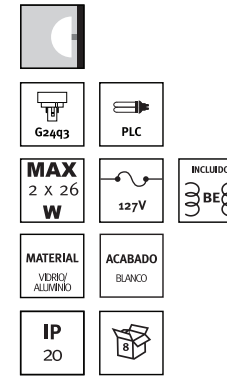
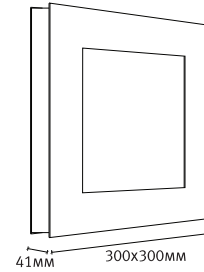
Incluye registro para empotrar en muro

## MH-4249.P

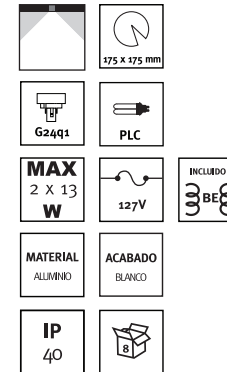
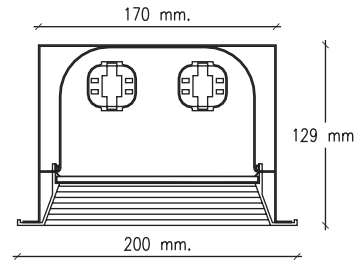


Incluye registro y marco para empotrar en muro.  
Adecuada para ambientes húmedos en interior o exterior

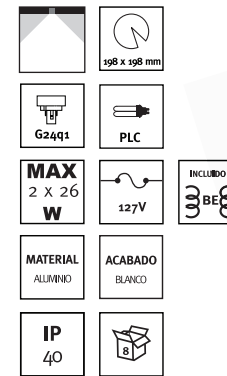
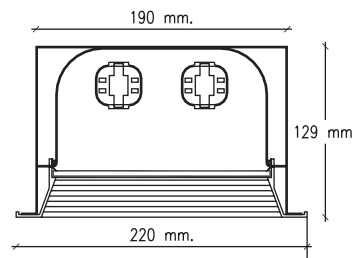
## MF-4403.B



## TF-4430.B

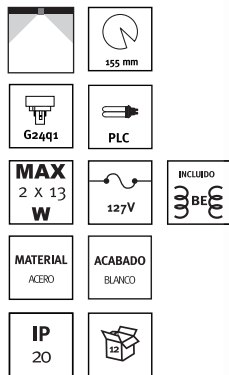
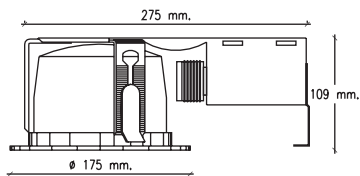


## TF-4432.B

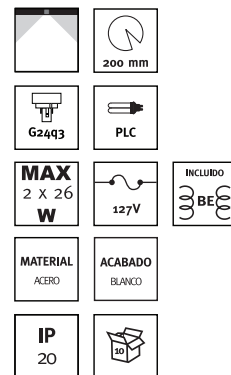
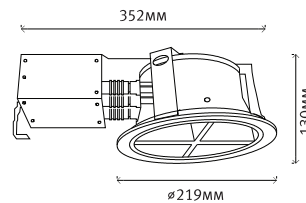




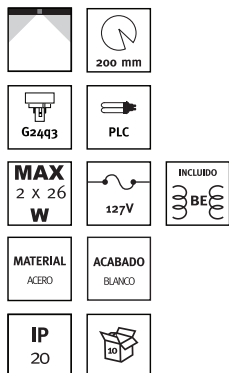
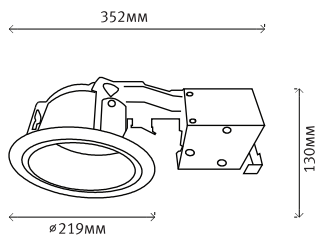
## TF-1401.B



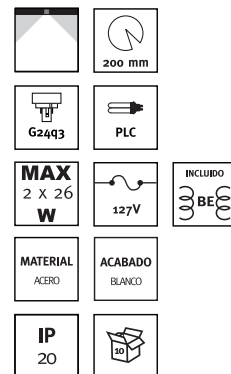
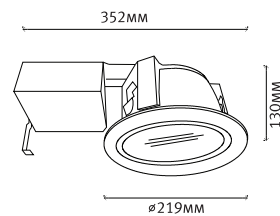
## TF-1407.B



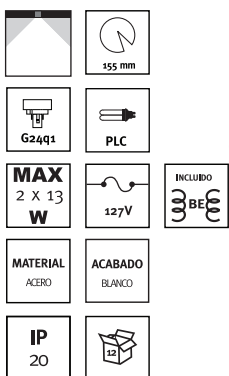
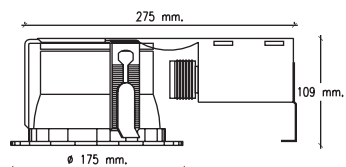
## TF-1403.B



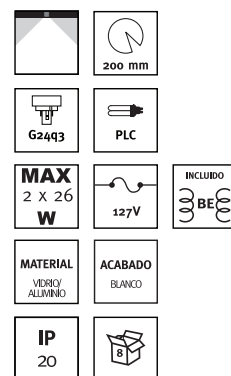
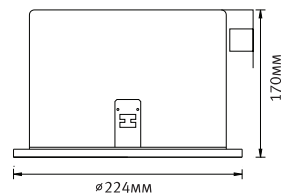
## TF-1411.B



## TF-1405.B

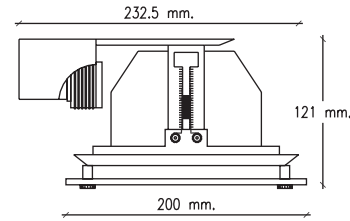


## TF-4416.B





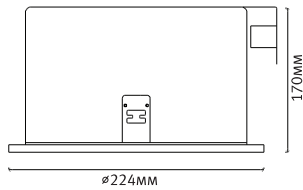
### TF-4404.B



	 165 x 160 mm
<b>MAX</b> 2 X 13 <b>W</b>	 127V
<b>MATERIAL</b> ALUMINIO	<b>ACABADO</b> BLANCO
<b>IP</b> 20	



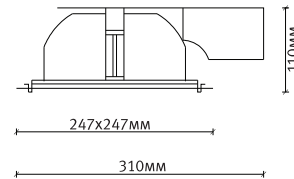
### TF.4428.B



	 200 mm
<b>MAX</b> 2 X 26 <b>W</b>	 127V
<b>MATERIAL</b> ALUMINIO	<b>ACABADO</b> BLANCO
<b>INCLUIDO</b> 	



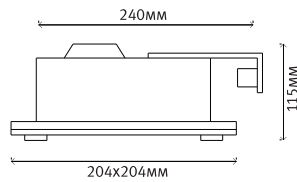
### TF-4405.B



	 205 x 205 mm
<b>MAX</b> 2 X 26 <b>W</b>	 127V
<b>MATERIAL</b> VIDRIO/ ALUMINIO	<b>ACABADO</b> BLANCO
<b>IP</b> 20	



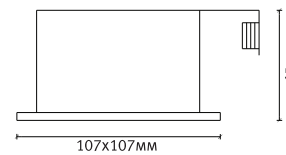
### TF.4427.B



	 190 x 185 mm
<b>MAX</b> 2 X 26 <b>W</b>	 127V
<b>MATERIAL</b> ALUMINIO	<b>ACABADO</b> PLATA
<b>IP</b> 20	



### TF-4411.B

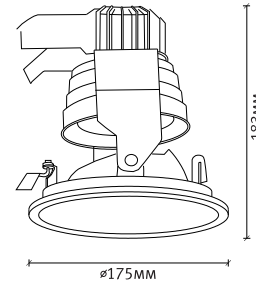


	 90 x 90 mm
<b>MAX</b> 1 X 13 <b>W</b>	 127V
<b>MATERIAL</b> VIDRIO/ ALUMINIO	<b>ACABADO</b> BLANCO
<b>IP</b> 20	





### TD-1601.B

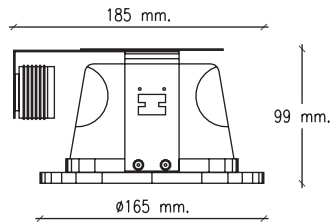


	165 mm
	CDM-T PAR20
<b>MAX</b> 35 <b>W</b>	127-277V
<b>MATERIAL</b> ACERO	<b>ACABADO</b> BLANCO
<b>IP</b> 20	

NO INCLUIDO



### TF-4412.B

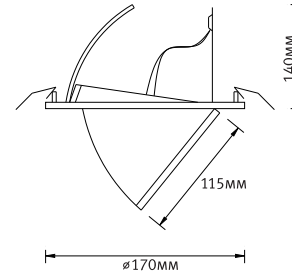


	138 mm
	PLC
<b>MAX</b> 2 X 13 <b>W</b>	127V
<b>MATERIAL</b> ALUMINIO	<b>ACABADO</b> BLANCO
<b>IP</b> 40	

INCLUIDO



### TD-4604.B

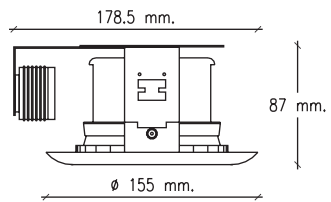


	164 mm
	CDM-T
<b>MAX</b> 150 <b>W</b>	120-277V
<b>MATERIAL</b> VIDRIO ALUMINIO	<b>ACABADO</b> BLANCO
<b>IP</b> 20	

NO INCLUIDO



### TF-4413.B

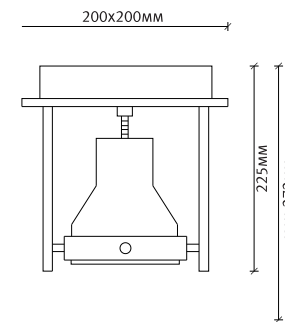


	152 mm
	PLC
<b>MAX</b> 1 X 13 <b>W</b>	127V
<b>MATERIAL</b> ALUMINIO	<b>ACABADO</b> BLANCO
<b>IP</b> 40	

INCLUIDO



### TD-4606.P



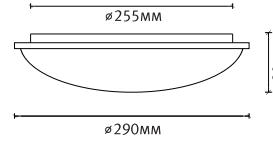
	CDM-T
<b>MAX</b> 150 <b>W</b>	120-277V
<b>MATERIAL</b> ALUMINIO	<b>ACABADO</b> PLATA
<b>IP</b> 20	

NO INCLUIDO





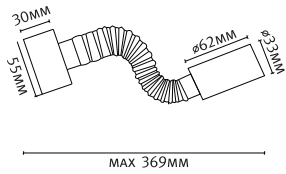
## TI-4002.P



	 13W
	 A55
<b>MAX</b> 2 X 60 <b>W</b>	 127V
<b>MATERIAL</b> VIDRIO	<b>ACABADO</b> ESMERILADO
<b>IP</b> 20	



## PL-7801.B

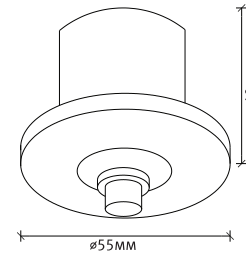


		<b>INCLUIDO</b> 
<b>MAX</b> 1 <b>W</b>	127V	
<b>MATERIAL</b> ALUMINO	<b>COLOR</b> BLANCO	
<b>IP</b> 20		



## B-8001.C/CM/G

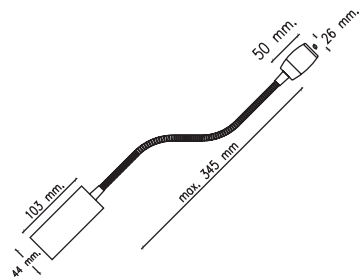
BASE UNIVERSAL PARA CANOPE



	72 mm
<b>MAX</b> 50 <b>W</b>	127V
<b>MATERIAL</b> ACERO	<b>ACABADO</b> CROMO/MATE
<b>ACABADO</b> CROMO	<b>ACABADO</b> GRIS
<b>IP</b> 20	



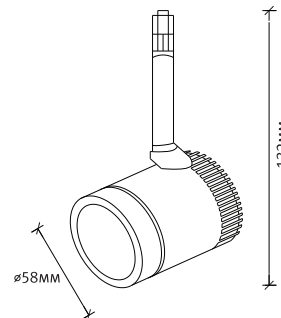
## PL-4801.B



		<b>INCLUIDO</b> 
<b>MAX</b> 1 <b>W</b>	127V	
<b>MATERIAL</b> ALUMINO	<b>COLOR</b> BLANCO	
<b>IP</b> 20		



## DH-8014.G



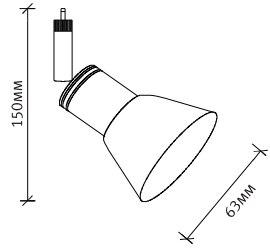
	72 mm
<b>MAX</b> 50 <b>W</b>	127V
<b>MATERIAL</b> ALUMINO	<b>ACABADO</b> GRIS
<b>IP</b> 20	

**NO INCLUIDO**



Requiere base universal para canope Mod 8001.G

## DH-8013.CM/B

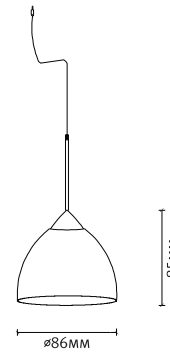


<b>MAX</b> 50 <b>W</b>	
<b>MATERIAL</b> VIDRIO / ALUMINIO	<b>ACABADO</b> ÓPALO / CROMO MATE
<b>IP</b> 20	



Requiere base universal para canope Mod 8001.CM

## DH-8015.C

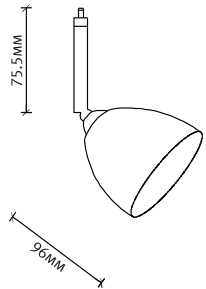


<b>MAX</b> 20 <b>W</b>	
<b>MATERIAL</b> VIDRIO / BRONCE	<b>ACABADO</b> CROMO
<b>IP</b> 20	



Requiere base universal para canope Mod 8001.C

## DH-8009.C




<b>MAX</b> 20 <b>W</b>	
<b>MATERIAL</b> VIDRIO / BRONCE	<b>ACABADO</b> CROMO
<b>IP</b> 20	



Requiere base universal para canope Mod 8001.C

## DH-8019.A

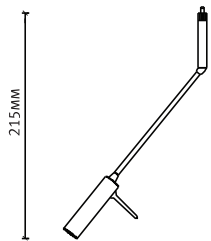


<b>MAX</b> 35 <b>W</b>	
<b>MATERIAL</b> VIDRIO / ALUMINIO	<b>ACABADO</b> CROMO
<b>IP</b> 20	



Requiere base universal para canope Mod 8001.CM

## DH-8010.C

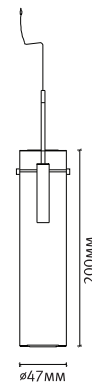


<b>MAX</b> 20 <b>W</b>	
<b>MATERIAL</b> VIDRIO / BRONCE	<b>ACABADO</b> CROMO
<b>IP</b> 20	



Requiere base universal para canope Mod 8001.C

## DH-8021.T



<b>MAX</b> 35 <b>W</b>	
<b>MATERIAL</b> VIDRIO / BRONCE	<b>ACABADO</b> TRANSLÚCIDO
<b>IP</b> 20	

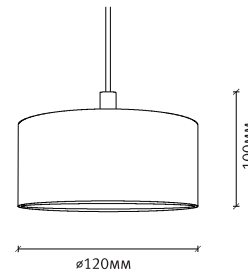


Requiere base universal para canope Mod 8001.CM





## DH-8022.Op

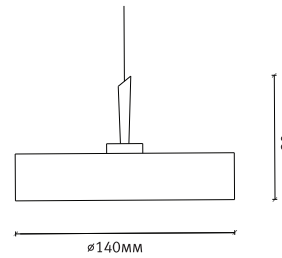


		72 mm
<b>MAX</b> 20 <b>W</b>		
<b>MATERIAL</b> CERÁMICA/ BRONCE	<b>ACABADO</b> ÓPALO / SNI	
<b>IP</b> 20		



Requiere base universal para canope Mod 8001.CM

## DH-8024.A

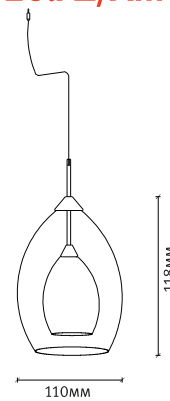


		72 mm
<b>MAX</b> 50 <b>W</b>		
<b>MATERIAL</b> VIDRIO/ ALUMINIO	<b>ACABADO</b> ALUMINIO	
<b>IP</b> 20		



Requiere base universal para canope Mod 8001.CM

## DH-8020.Az/Am



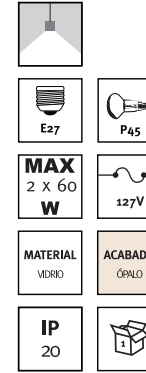
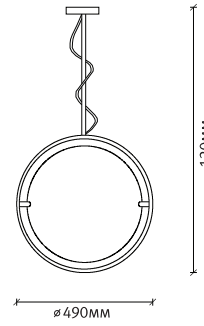
		72 mm
<b>MAX</b> 35 <b>W</b>		
<b>MATERIAL</b> VIDRIO/ BRONCE	<b>ACABADO</b> AZUL TRANSLUCIDO	<b>ACABADO</b> AMARILLO TRANSLUCIDO
<b>IP</b> 20		



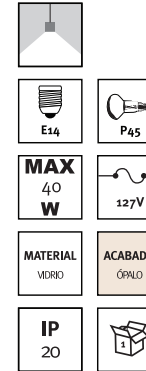
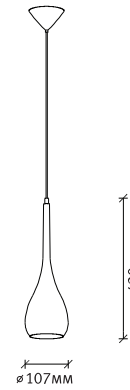
Requiere base universal para canope Mod 8001.CM



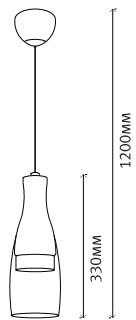
## DI-9001.Op



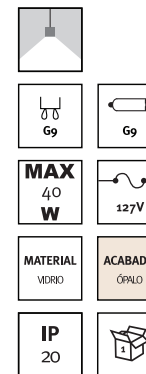
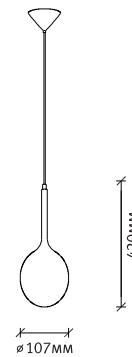
## DI-9002.Op



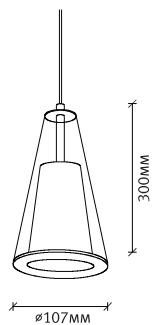
## DI-9022.T



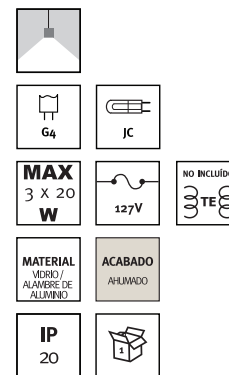
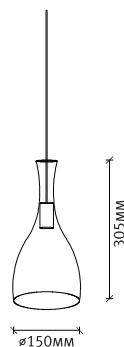
## DH-9201.Op



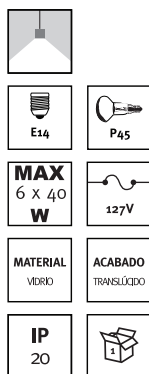
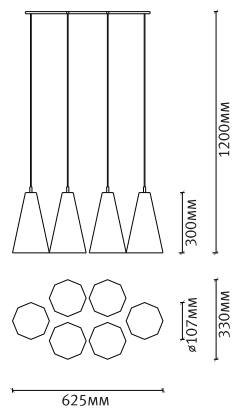
## DI-9009.Op



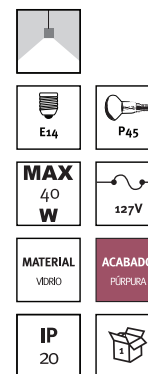
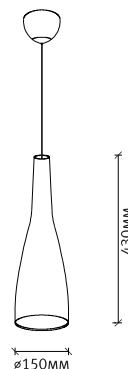
## DH-9208.T



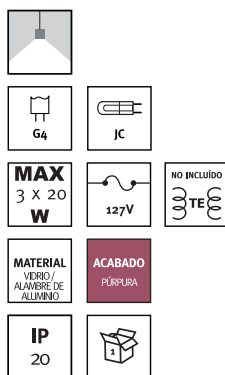
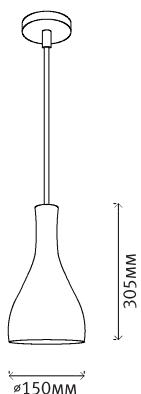
## DI-9011.Op



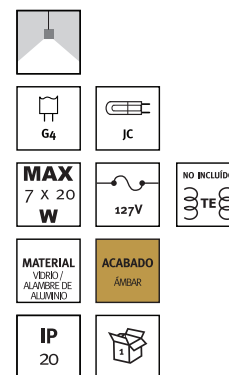
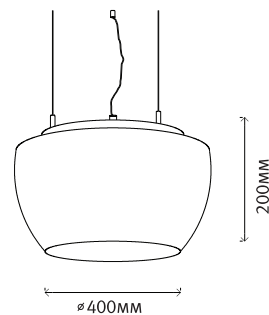
## DI-9012.Bo



## DH-9208.Bo

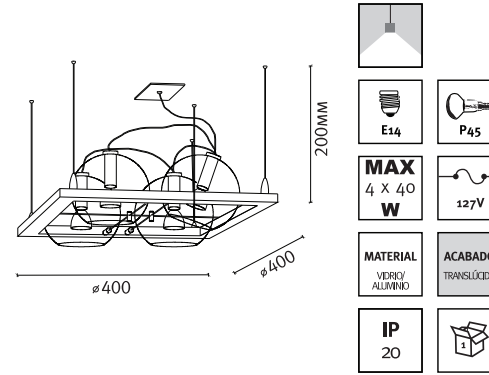


## DH-9210.Am

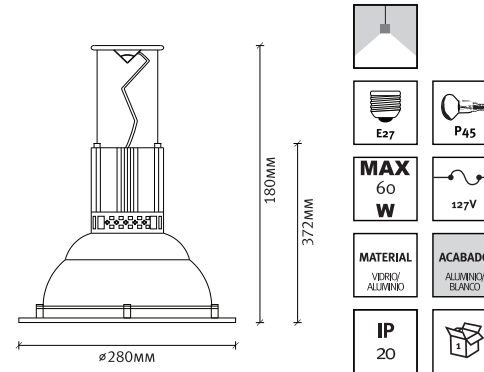




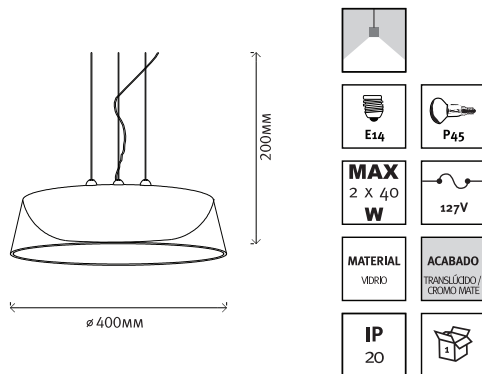
## DI-9021.T



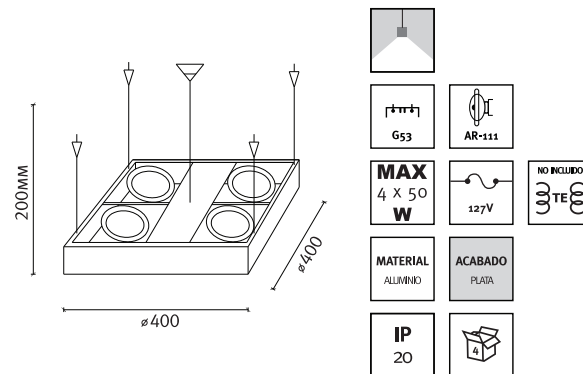
## DI-4003.P/B



## DI-9015.Op

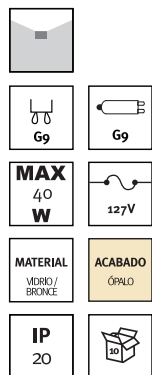
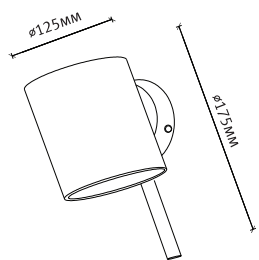


## DH-4243.P



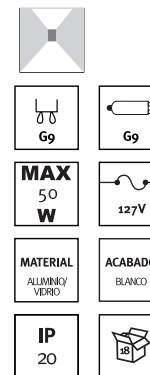
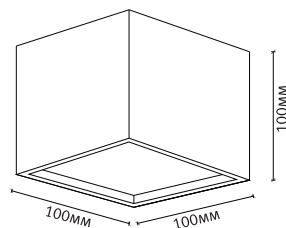


## DH-9211.Op

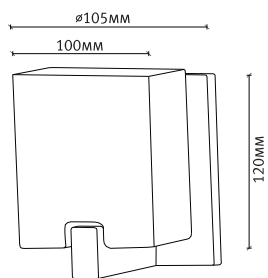


Con apagador

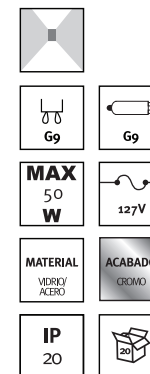
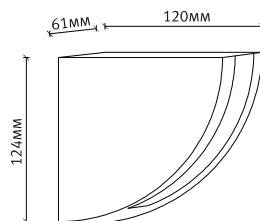
## MH-4250.B



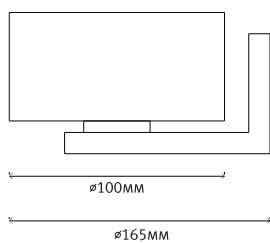
## DI-9020.Op



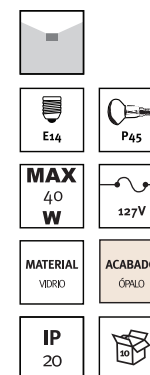
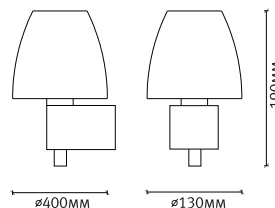
## MH-4237.C



## DH-8028.Op



## DI-9019.Op



Incluye dimmer para atenuación de intensidad



illux

LUMINARIAS PARA EXTERIOR

25



Arbotantes

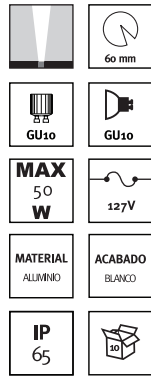
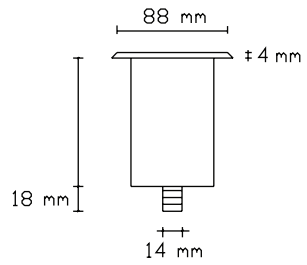
25



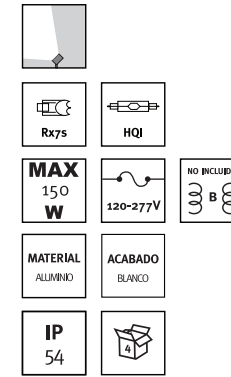
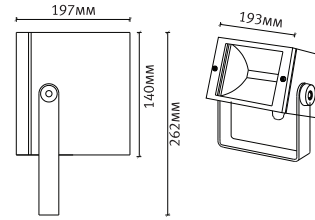
Reflectores



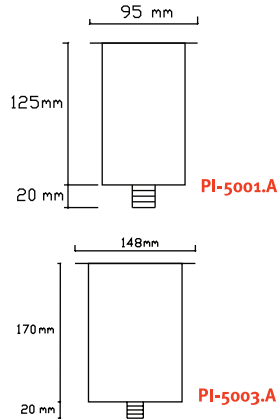
## PH-5201.A



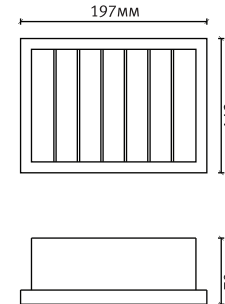
## RD-3601.B



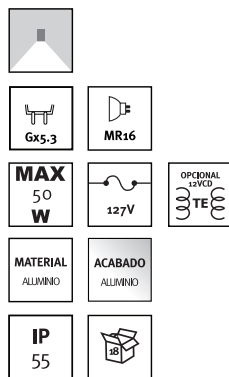
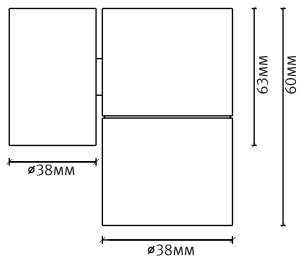
## PI-5001.A / 5003.A



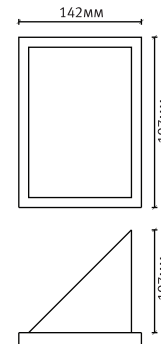
## Accs A para RD-3601.B



## MH-4253.A



## Accs B para RD-3601.B



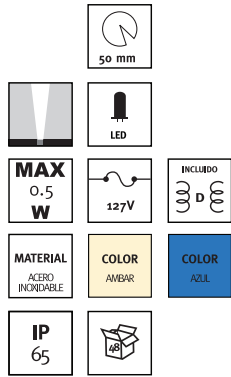
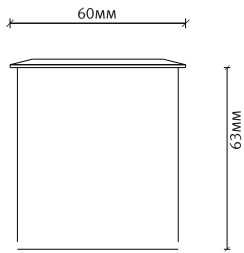


## LUMINARIAS DE LEDS PARA EXTERIOR

27  LEDs y drivers de empotrar o sobreponer en piso

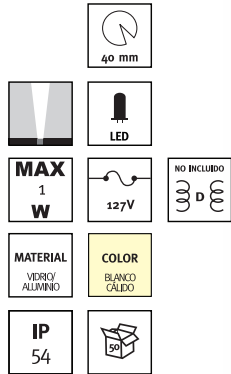
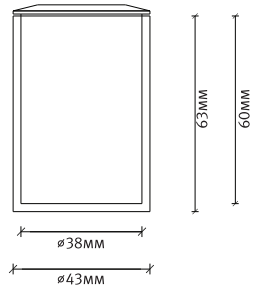


## PL-3805.A-Am/Az



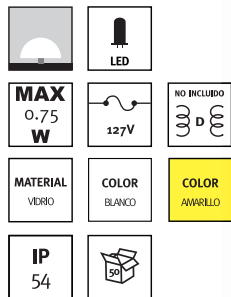
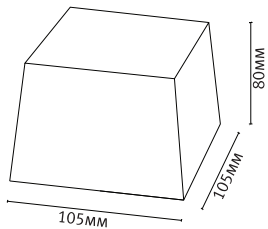
Incluye Driver para uso interior. Requiere control para leds ZL-8904

## PL-8802.BC



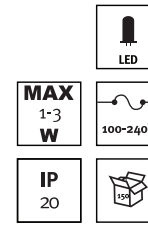
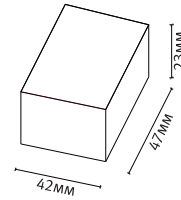
Requiere control para Leds.

## PL-8803.B/Am



## ZL-8901

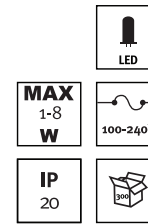
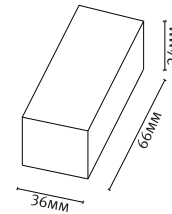
CONTROL PARA LEDS DE ALTA INTENSIDAD



Para uso con modelo PL-8802.BC en conexión en serie para hasta 3 luminarias (3 W)

## ZL-8902

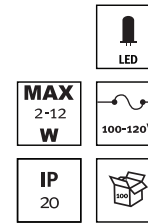
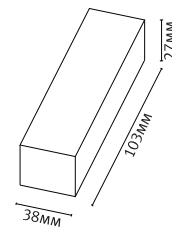
CONTROL PARA LEDS DE ALTA INTENSIDAD



Para uso con modelo PL-8802.BC en conexión en serie para hasta 8 luminarias (8 W)

## ZL-8903

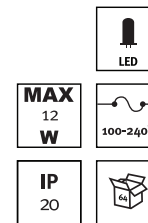
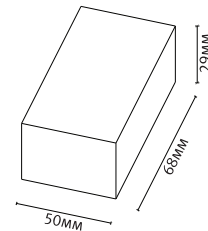
CONTROL PARA LEDS DE ALTA INTENSIDAD



Para uso con modelo PL-8802.BC en conexión en serie para hasta 12 luminarias (12 W)

## ZL-8904

CONTROL PARA LEDS DE BAJA INTENSIDAD





DISEÑAtu  
ambiente



## Índice de productos por orden alfabético

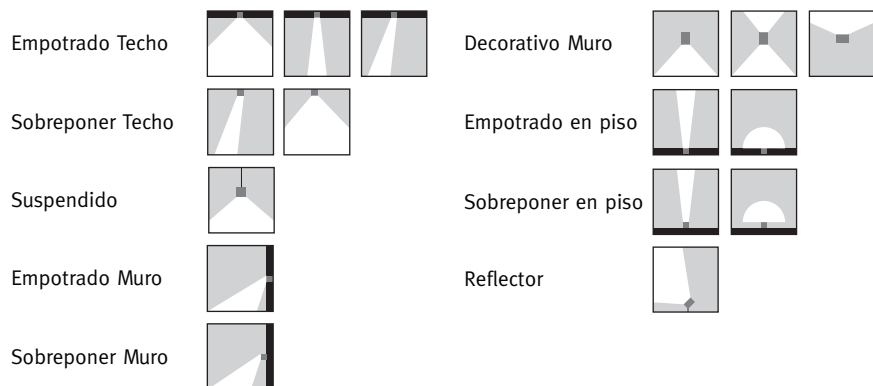
	página
B-8001.C/CM/G	17
DH-4243.P	22
DH-8009.C	18
DH-8010.C	18
DH-8013.CM/B	18
DH-8014.G	18
DH-8019.A	18
DH-8020.Am/Az	19
DH-8021.T	18
DH-8022.Op	19
DH-8024.A	19
DH-8025.Op	9
DH-8027.A	9
DH-8028.Op	23
DH-9201.Op	20
DH-9208.Bo	21
DH-9208.T	21
DH-9210.Am	21
DH-9211.Op	23
DI-4003.P/B	22
DI-9001.Op	20
DI-9002.Op	20
DI-9009.Op	21
DI-9011.Op	21
DI-9012.Bo	21
DI-9015.Op	22
DI-9019.Op	23
DI-9020.Op	23
DI-9021.T	22
DI-9022.T	20
MF-4403.B	13
MH-4237.C	23
MH-4239.S	12
MH-4242.P	13
MH-4247.P	12

	página
MH-4248.P	13
MH-4249.P	13
MH-4250.B	23
MH-4253.A	25
PH-5201.A	25
PI-5001.A	25
PI-5003.A	25
PL-3805.A-Am/Az	27
PL-4801.B	17
PL-7801.B	17
PL-8802.BC	27
PL-8803.Am/B	27
PS-9801.A	25
RD-3601.B	25
Acc A RD-3601.B	25
Acc B RD-3601.B	25
TD-1601.B	16
TD-4604.B	16
TD-4606.P	16
TF-1401.B	14
TF-1403.B	14
TF-1405.B	14
TF-1407.B	14
TF-1411.B	14
TF-4404.B	15
TF-4405.B	15
TF-4411.B	15
TF-4412.B	16
TF-4413.B	16
TF-4416.B	14
TF-4427.B	15
TF-4428.B	15
TF-4430.B	13
TF-4432.B	13
TH-1216.B	7

	página
TH-1217.B	7
TH-1218.B	7
TH-1220.A	7
TH-1221.A	7
TH-1222.A/B	8
TH-1226.B	8
TH-2204.B	7
TH-2207.NM	11
TH-2212.B	8
TH-2213.B	8
TH-4202.B/N	10
TH-4203.B/N	10
TH-4203.B/N	10
TH-4204.B/N	10
TH-4206.B	10
TH-4207.B	11
TH-4218.B	6
TH-4219.B/S	6
TH-4221.B/S	6
TH-4229.B	9
TH-4245.A	9
TH-4251.A	9
TH-4252.A	9
TI-1001.B	11
TI-1002.B	12
TI-1010.B	11
TI-1014.B	12
TI-4002.P	17
TI-4004.B	12
TI-8602.B	12
ZL-8901	27
ZL-8902	27
ZL-8903	27
ZL-8904	27

# Referencias

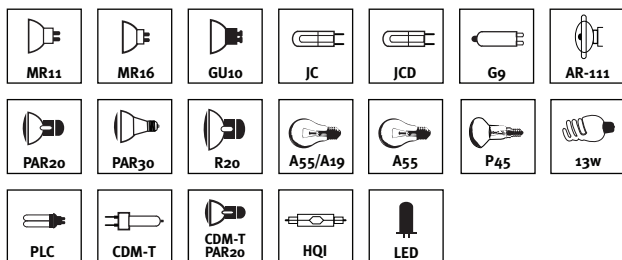
## Tipo



## Corte para empotramiento



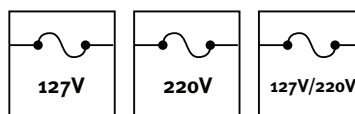
## Tipo de foco



## Transformador



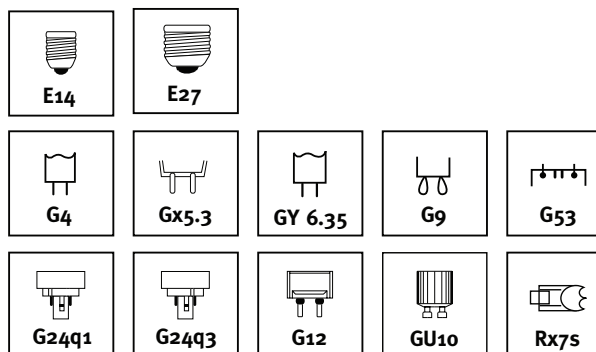
## Voltaje



## Potencia



## Base



## Otros



